

MPE Weekly Newsletter

January 8, 2021



Welcome back, MPE LIONS!



We are crazy about 2021!!!



Ready to learn!!!! Proud 2B MPE!

Click [HERE](#) to visit Mrs. Kelner's Virtual Classroom

Explore my Virtual Classroom to find activities, read alouds, and tips to help make you successful this school year! Click on posters, books, and toys to find activities and helpful tips! And, if you ever need help or want to talk, please contact me at jknelner@livingston.org or ask your teacher!

Virtual SEL

WHAT YOU SAY IN HERE STAYS IN HERE
Unless:
1. Someone is Harting You
2. You Want to Start Someone
3. You Want to Get Transport
4. You Give Permission to Share With Another Trusting Adult

SOcial DISTANCING GREETINGS

Click

Click

2:47 PM 12/11/2020

Leadership Habits from the Leader in Me by Stephen Covey


Our Safety Patrol is teaching us about the habits of Mighty leaders in the Daily Roar.

<https://www.wevideo.com/view/1993297811>

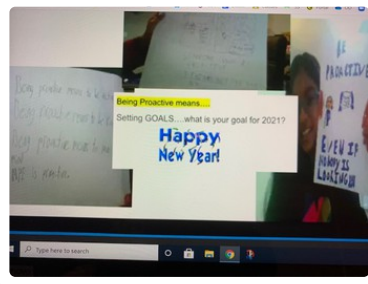
Habit 1: Be Proactive:

During the month of December, we learned in our Morning Meetings about Habit 1 from Stephen Covey's book on becoming a leader. Students were reminded to think ahead, take responsibility for their actions, and set goals.

<https://www.leaderinme.org/the-7-habits-of-happy-kids/>



Mr. Hegedus plays various instruments for us during our morning meeting!



Students made posters to remind us that leaders have to be Proactive!!!



Thank you to our safety patrol for teaching us about the habits of MIGHTY leaders and happy kids!

Did you know? Reading for just six minutes can be enough to reduce stress levels by us to 68%. (University of Sussex, 2009)

Is your child reading for twenty minutes a day???

THE 5 PILLARS OF READING

Let me fill you in on the basics of teaching reading. Teachers learn that reading is broken down into 5 pillars: *phonemic awareness, phonics, fluency, vocabulary and comprehension*. Phonemic awareness is the ability to hear and manipulate sounds. An example is when children learn to rhyme. Phonics refers to matching letters to those sounds. It also includes spelling. Fluency isn't just the speed of reading, but it also entails expression and phrasing. Vocabulary is learning the meaning of words and comprehension is understanding what is being read.

Now, here are some ways to embed these pillars in your everyday routines.

PHONEMIC AWARENESS

- Read poetry (Jack Prelutsky is a beloved children's poet)
- Sing songs
- Clap beats and syllables in words
- Play rhyming games – "How many words can you rhyme with the word *cat*?" You can also play *Go Fish* with rhyming words on index cards.

PHONICS

- Play games like *Scrabble* and *Hangman*
- Have students write their own stories or even write about what they did that day
- Have them practice building words with magnetic letters or trace words in sand. You can even fill a bag with shaving cream or gel, and have children write words that way, too! (make sure the bag is sealed tightly. You may want to double bag it, too!)
- Label objects around the house

FLUENCY

- Read aloud to your children. Listen to them read aloud, too!
- Let your child reread their favorite books and poems
- Let your child record themselves reading and share it with a family member
- Model reading for fun and pleasure
- Act out a book or story (Reader's Theater)
- Read a sentence and then let your child read it after you (Echo reading)

VOCABULARY

- Have tons of conversations with your children
- Keep a dictionary at hand
- As you read together, point out words and let your child tell you what they mean
- Play games like *Scategories* and solve crossword puzzles
- Go on a scavenger hunt inside the house and around the neighborhood

COMPREHENSION


- Ask questions about what your child is reading
- Ask them to predict what might happen next in a story
- Ask who, what, where, when, and why questions (in books and movies!)
- Have conversations about what they are reading in school
- Ask what the main idea or message of a book might be
- Ask why characters did what they did
- Let them write about their book. Would they recommend it to a friend?
- Have them draw a comic strip summarizing the book

SUMMARY

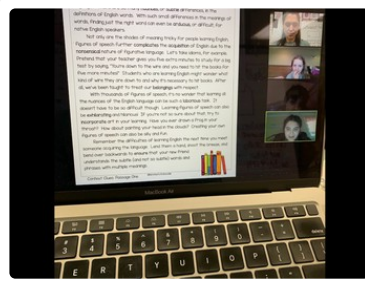
Try to make reading fun for your children. Take them to bookstores and libraries. They can also read comics and magazines. It is also important for them to see you read, as well! Adding any of these tips to your everyday routine adds to the reading success of your children! Happy Reading!

Information adapted from the International Literacy Association

Thank you to Mrs. Goeller for sharing this great information with us!!



Happy New Year from Mrs. Raje's class!!



Learning how to use context clues with Mrs. Szostak!



Making snowmen with Mrs. Perry's class!

Handwriting Information from our ELA Supervisor, Leala Baxter

Here are a few some handwriting recommendations:

1. Encourage students to write answers to assignments when possible during remote learning- this allows students to maintain their handwriting skills and their writing stamina (send a picture of the

work to the teacher).

2. Practice letter formation in fun ways- it does not need to be paper and pencil. Using a salt tray, pudding, and/or shaving cream to trace letters using a finger or q-tip. Writing with sidewalk chalk or making letters using pom poms are also fun, multisensory ways to reinforce correct top to bottom, left to right formation.

3. Have lined paper available for students at all times so they can practice writing skills correctly.

4. Have the child practice making lists for groceries and writing thank you notes to maintain writing skills and stamina.

5. Let your child write a book about a favorite topic- write a paragraph each day about his or her topic of interest based on a book or internet research you do together.

Upcoming Events

January 4-15 - Remote Learning

January 18 - School is closed for Martin Luther King Jr.'s birthday.

January 19 - School reopens for Hybrid Learning - Cohort A day

January 20 - BNL Picture retake day for Cohort A hybrid students in a.m. - must complete the hybrid student form

January 20 - BNL Picture retake day for remote only students in p.m. - must sign up for a time slot.

January 21 - BNL Picture retake day for Cohort B hybrid students in a.m.- must complete the hybrid student form

Click below for the links to the Fun, Optional Afternoon Activities during remote learning



MPE Afternoon Fun-Optional Opportunities starting the week of January 4.pdf

[Download](#)
31.8 KB

Click below for the Cohort Calendar for January - March 2021



Cohort Calendar

[Download](#)
614.1 KB